

LIBRIS

We know  
books



Daniela Costan

MATEMATICĂ


SCRIEM CIFRE  
ȘI SOCOTIM

CLASA PREGĂTITOARE


Editura Carta Atlas



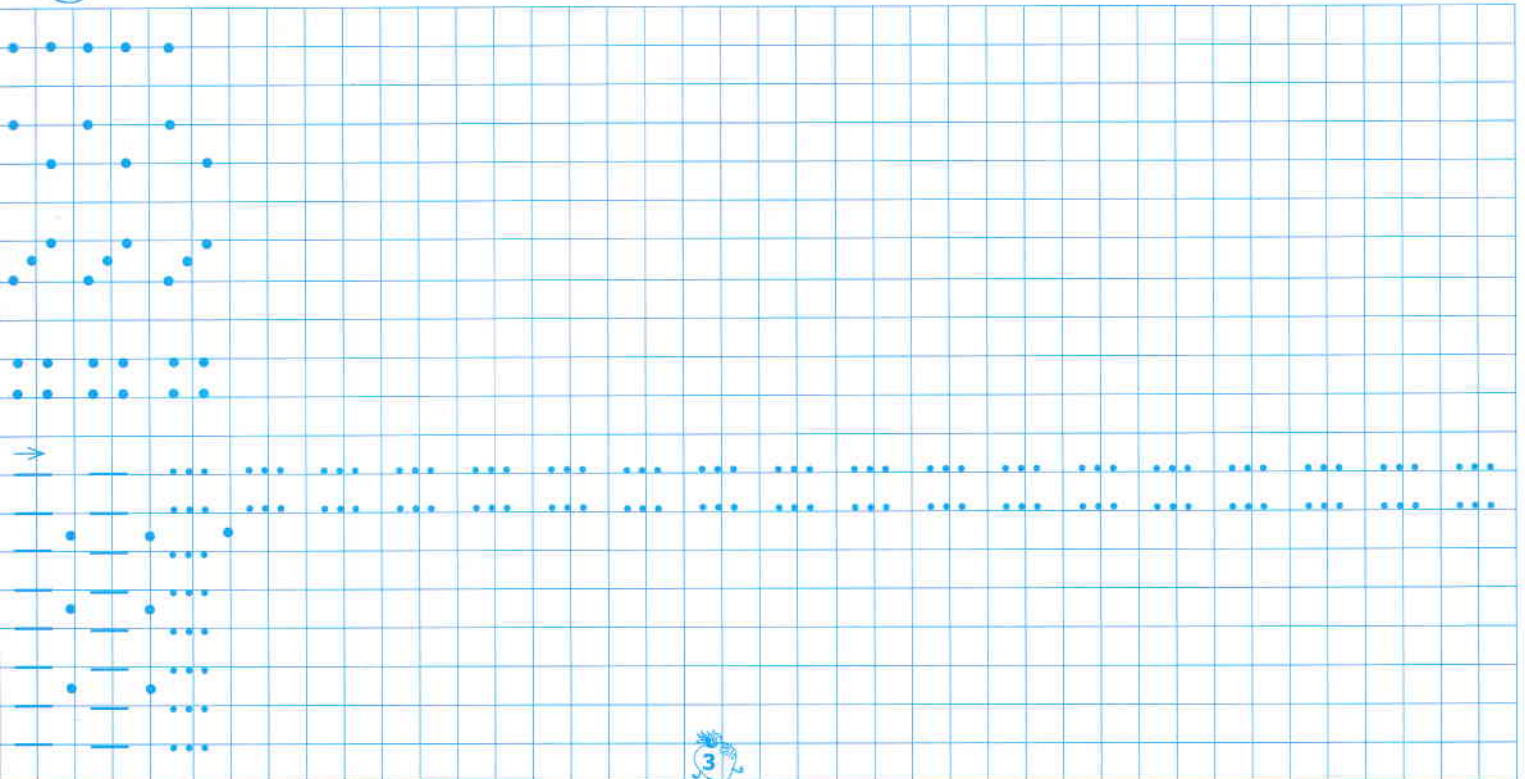
**PUNCTUL  
ȘI  
LINIA ORIZONTALĂ**




**DESENEAZĂ PUNCTE PE  
CORPUL CĂINELUI**




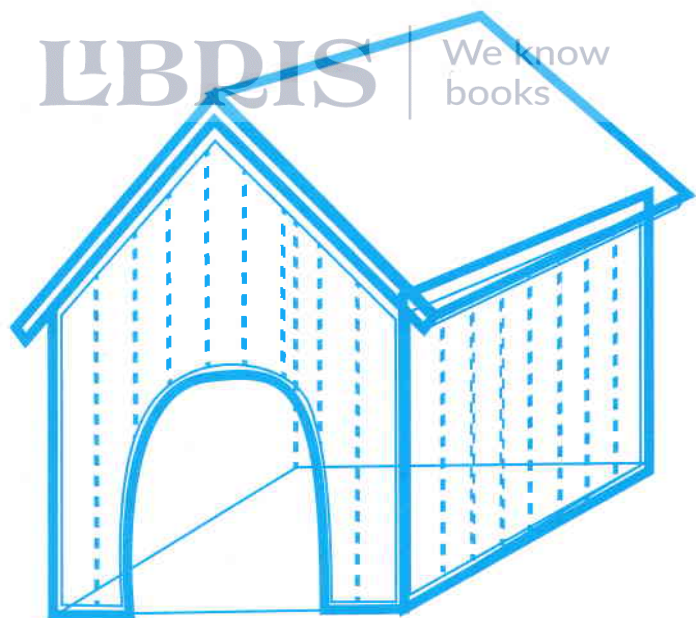
**COMPLETEAZĂ DUPĂ MODEL**






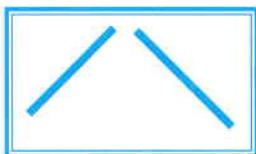
## LINIA VERTICALĂ

UNEȘTE LINIILE PUNCTATE  
ȘI COLOREAZĂ DESENELE




COMPLETEAZĂ DUPĂ MODEL






LINIA OBLICĂ SPRE  
DREAPTA ȘI SPRE  
STÂNGA

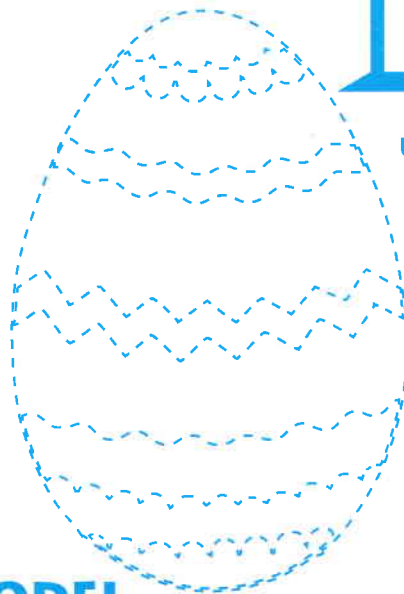
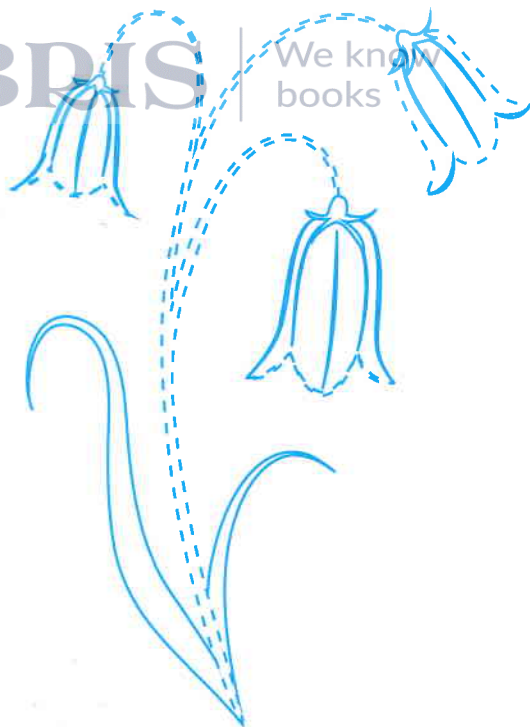


COMPLETEAZĂ DUPĂ MODEL





## LINIA FRÂNTĂ



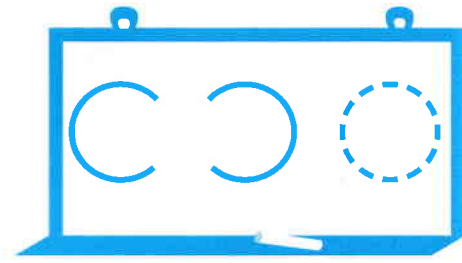

UNEȘTE LINIILE PUNCTATE  
ȘI COLOREAZĂ DESENELE



### COMPLETEAZĂ DUPĂ MODEL

A large grid for tracing practice. The grid contains several rows of dashed lines for tracing. The first row is a continuous zig-zag pattern. The second row is a continuous wavy pattern. The third row shows a solid zig-zag pattern followed by a dashed zig-zag pattern. The fourth row shows a solid zig-zag pattern followed by a dashed zig-zag pattern with a small dot at the start of each zig-zag. The fifth row shows a solid zig-zag pattern followed by a dashed zig-zag pattern with a small dot at the start of each zig-zag. The sixth row shows a solid square pattern followed by a dashed square pattern. The seventh row shows a solid square pattern followed by a dashed square pattern with a small dot at the start of each square.





## COMPLETEAZĂ DUPĂ MODEL

C	C	C	C	C	C	C	C	C	C	C	C	C	C	C	C	C	C	C	C
C	C																		
C	C																		
O	O	O	O	O	O	O	O	O	O	O	O	O	O	O	O	O	O	O	O
O	O																		
O	O																		
O	O	O	O																
O	O																		
C	C	C	C																
C	C	O	O																
O	O	C	C																
C	C	O																	
O	O	C																	